




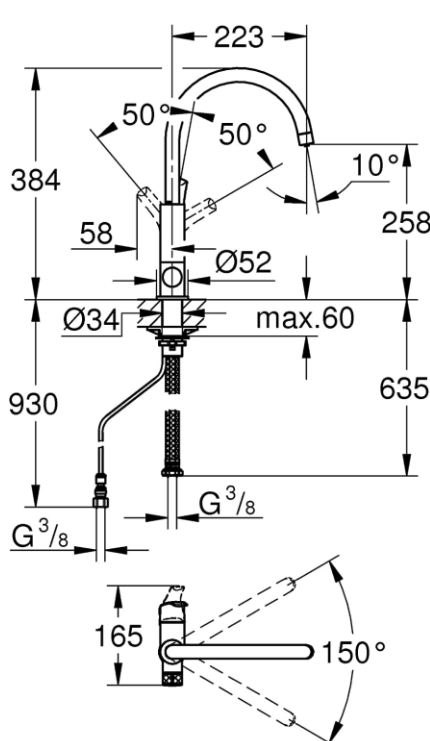




PROJECT		REF		REV	ITEM CODE	
LOCATION		DATE			PAGE	

## SANITARY WARE SPECIFICATION SHEET

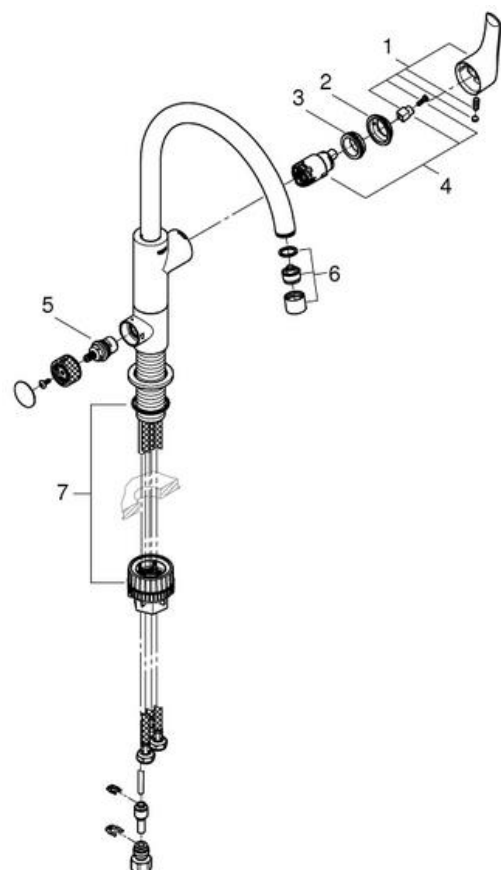
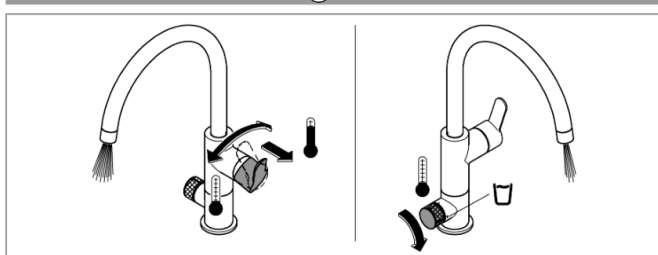
Item Descriptions	GROHE (PRC) "Blue Pure Eurosmart" Chrome plated sink mixer with filter function; nominated flow rate <b>6.1 L/min</b> in <b>WELS Grade 2</b> ; Registration No. TM 21- 0326	<p>Illustration/ Drawing</p> 
Dimensions	L223 x W165 x H384 mm	
Model	31722000	
Finish / Material	Chrome Plated	
Country of origin	PRC	
Manufacturer	GROHE Limited	
Supplier	Acme Sanitary Ware Co. Ltd Mr. Eric Wong/ Mr. Don Yuen	
Contact Tel/Fax	(852) 2388-7171 / (852) 2710-8012	
E-mail	acme@acmesanitary.com.hk	
Website	www.acmesanitary.com.hk	
<p><b>"GROHE Blue Pure Eurosmart "</b> <b><u>Single-lever sink mixer with filter function</u></b></p> <ul style="list-style-type: none"> <li>• single hole installation</li> <li>• C-spout</li> <li>• separate handle for filtered water</li> <li>• headpart 1/2"</li> <li>• <b>GROHE StarLight</b> chrome finish</li> <li>• <b>GROHE SilkMove</b> 28 mm ceramic cartridge</li> <li>• swivel tubular spout</li> <li>• swivel area 150°</li> <li>• separate inner water ways for filtered and non-filtered water</li> <li>• flexible connection hoses</li> <li>• includes sink mixers only</li> <li>• can be combined with filter set 40 438 001</li> </ul> <div>     </div>		

Note:



PROJECT		REF		REV	ITEM CODE	
LOCATION		DATE			PAGE	

## SANITARY WARE SPECIFICATION SHEET



### GROHE SilkMove cartridge technology for smooth handling

This premium tap comes with a continuously variable water temperature and volume adjustment technology, ensuring effortless lever operation even after years of use.

### Easy to clean thanks to the GROHE StarLight chrome coating

Just wipe the tap down with a dry cloth – the ultra smooth surface finish is scratch resistant and ensures a lasting luminous sheen. You'll save plenty of time cleaning while your tap always looks shiny and new.

Pos.-nr.	Prod. description	Order-nr.
1	Lever	46900000
2	Cap	46581000
3	Fitting ring	07419000
4	Cartridge	46963000
5	Ceramic headpart 1/2"	48509000
6	Mousseur	48194000
7	Mounting set	48477000

Note:

\* All information of the above is for the reference only. No prior notice is made if any changes.




自願參與用水效益標籤計劃 - 水龍頭  
Voluntary Water Efficiency Labelling Scheme - Water Taps



將下列水龍頭在本計劃內註冊：  
has registered the following water tap under this scheme :

牌子 / Brand	:	Grohe
型號 / Model	:	31722XXX + 414381040
種類 / Type	:	Mixing
原產地 / Country or Region Origin	:	China (Mixer) Germany (Flow Controller)

XXX – denote the code of colour

在用水效益標籤上展示的標誌 <i>Symbolic Presentation on the Water Efficiency Label</i>	:		滴水點 <i>Water droplet(s)</i>
用水效益級別 <i>Water Efficiency Grade</i>	:	2	
耗水量 <i>Water Consumption</i>	:	6.1	公升/分鐘 <i>litres/minute</i>

簽發日期：  
Date of Issue: 28 December 2021



水務署  
Water Supplies Department



水務署署長(尤孝賢代行)  
for Director of Water Supplies





水務署  
Water Supplies Department

總部 Headquarters



告士打道七號入境事務大樓 48 樓

tion Tower, 7 Gloucester Road, Wan Chai, Hong Kong

本署檔  
Our ref.  
來函檔號  
Your ref.

3321/2021 T/J(782/2021)

電話  
Tel.  
傳真  
Fax.

: 2824 0578

11 August 2021



**Approval of "GROHE" Sink Mixer  
(General Acceptance No. C20210897)**

Your letters ref. WRC/2553 and C-WSD/0795 dated 17 May 2021 and 27 July 2021 respectively refer.

Having considered the test reports ref. J26307r1 and J25200 issued on 6 July 2021 and 13 August 2020 by Nutek Systems (HK) Ltd., this Authority accepts that the fitting described below complies with, and its use when correctly installed does not contravene, the Waterworks Ordinance and Regulations.

**Name of Manufacturer:** Grohe AG

**Country of Origin:** the Mainland of China

**Brand:** Grohe

**Details of Fitting:** 3/8" Single lever sink mixer with 1 no. of flexible hose

**Model:** 31722XXX  
(where "XXX" denote the code of colour)

**Body Markings:** **GROHE**

**Expiry Date:** 28 July 2025



This Authority hereby permits the use of the above fitting in fresh water plumbing systems subject to full adherence to Waterworks installation requirements. In particular, you are required to draw your customers' attention to the following requirement-

"The cold water supply to the fitting shall be drawn from the same source that supplies the hot water apparatus so as to provide a balanced pressure and to obviate the risk of scalding in the event of a restriction or failure in the water supply."

A condition of this acceptance is that the fitting to be installed shall be replicas of the sample as certified by the testing agent mentioned above and without modifications. This acceptance may be withdrawn at any time if the standard of the fitting installed fails to meet that of the approved sample or if the fitting is found to be unsuitable for use in fresh water plumbing systems.

This acceptance is only applicable to the main body of the fitting, unless otherwise specified.

For the use of the fitting in any project, the General Acceptance Number of this letter must be quoted as a means of identification of acceptance of the fitting by this Authority.

Should you have any enquiries, please contact our Engineer Mr. Terry KUNG at tel. no. 3583 4086.

Yours faithfully,



(Roger WONG)  
for Director of Water Supplies

Encl.

c.c.      WSD 3321/1/82    ] - without catalogue  
             ME/MC            ] - with soft copy only